

## 2023 ELLIS COUNTY ASSESSOR'S OFFICE REPORT TO THE EXCISE BOARD

07/25/2023

City/Village								
DISTRICT	DESCRIPTION	PERSONAL PROPERTY	REAL PROPERTY	PUBLIC SERVICE	TOTAL VALUATION	HOMESTEAD EXEMPTIONS	OTHER EXEMPTIONS	NET VALUATION
T01	2A-Fargo City	392,536	1,026,174	471,868	1,890,578	63,000	45,505	1,782,073
T02	3A-Arnett City	267,401	2,577,708	327,156	3,172,265	136,671	22,222	3,013,372
T03	39A-Gage City OK	28,502	1,385,361	6,782	1,420,645	110,760	27,170	1,282,715
T04	42A-Shattuck C	931,754	8,064,635	753,628	9,750,017	288,906	72,399	9,388,712
<b>CITY/VILLAGE TOTAL VALUATION</b>		<b>1,620,193</b>	<b>13,053,878</b>	<b>1,559,434</b>	<b>16,233,505</b>	<b>599,337</b>	<b>167,296</b>	<b>15,466,872</b>

County								
DISTRICT	DESCRIPTION	PERSONAL PROPERTY	REAL PROPERTY	PUBLIC SERVICE	TOTAL VALUATION	HOMESTEAD EXEMPTIONS	OTHER EXEMPTIONS	NET VALUATION
C001	Ellis County General	115,439,489	35,997,314	21,415,946	172,852,749	991,871	337,728	171,523,150
<b>COUNTY TOTAL VALUATION</b>		<b>115,439,489</b>	<b>35,997,314</b>	<b>21,415,946</b>	<b>172,852,749</b>	<b>991,871</b>	<b>337,728</b>	<b>171,523,150</b>

Other								
DISTRICT	DESCRIPTION	PERSONAL PROPERTY	REAL PROPERTY	PUBLIC SERVICE	TOTAL VALUATION	HOMESTEAD EXEMPTIONS	OTHER EXEMPTIONS	NET VALUATION
EMS	EMS	115,439,489	35,997,314	21,415,946	172,852,749	991,871	337,728	171,523,150
<b>OTHER TOTAL VALUATION</b>		<b>115,439,489</b>	<b>35,997,314</b>	<b>21,415,946</b>	<b>172,852,749</b>	<b>991,871</b>	<b>337,728</b>	<b>171,523,150</b>

School								
DISTRICT	DESCRIPTION	PERSONAL PROPERTY	REAL PROPERTY	PUBLIC SERVICE	TOTAL VALUATION	HOMESTEAD EXEMPTIONS	OTHER EXEMPTIONS	NET VALUATION
2-Fargo	2B-Fargo/Gage RURAL	45,368,511	7,900,712	6,801,579	60,070,802	309,426	101,013	59,660,363
3-Arnett	3B-Arnett	46,735,582	9,679,545	5,644,660	62,059,787	242,339	57,342	61,760,106
42-Shatt	42B-Shattuck	13,560,943	15,523,659	7,788,454	36,873,056	397,106	134,127	36,341,823
I-1-Lavr	I-1-Lavrn-Harpr	3,918,798	1,055,914	1,123,786	6,098,498	12,000	0	6,086,498
I-5-Vici	I-5-Vici-Dewey	4,167,742	781,287	36,377	4,985,406	13,000	0	4,972,406
J-5-FtSu	J-5-FtSupply-WW	1,687,913	1,056,197	21,090	2,765,200	18,000	45,246	2,701,954
<b>SCHOOL TOTAL VALUATION</b>		<b>115,439,489</b>	<b>35,997,314</b>	<b>21,415,946</b>	<b>172,852,749</b>	<b>991,871</b>	<b>337,728</b>	<b>171,523,150</b>

Vo-Tech								
DISTRICT	DESCRIPTION	PERSONAL PROPERTY	REAL PROPERTY	PUBLIC SERVICE	TOTAL VALUATION	HOMESTEAD EXEMPTIONS	OTHER EXEMPTIONS	NET VALUATION
V-24 a	HIGH PLAINS TECH CENTER	47,056,424	8,956,909	6,822,669	62,836,002	327,426	146,259	62,362,317

## 2023 ELLIS COUNTY ASSESSOR'S OFFICE REPORT TO THE EXCISE BOARD

07/25/2023

V-24 b	HIGH PLAINS TECH CENTER	4,167,742	781,287	36,377	4,985,406	13,000	0	4,972,406
<b>VO-TECH TOTAL VALUATION</b>		<b>51,224,166</b>	<b>9,738,196</b>	<b>6,859,046</b>	<b>67,821,408</b>	<b>340,426</b>	<b>146,259</b>	<b>67,334,723</b>


I, Christi Pshigoda, Assessor of Ellis County Oklahoma, do hereby certify that the foregoing is a true and correct statement of valuations for Real Estate, Personal Property, Public Service and Homestead Exemptions as certified by the State Board of Equalization and shown by the records in the County Assessor's office. Subscribed by my name and affixed the seal of the County Assessor's office on this day of 07/25/2023.

State of Oklahoma )  
 ) SS  
 Ellis County )

*Christi Pshigoda*

7/25/23  
Date

Christi Pshigoda  
 County Assessor  
 Ellis County



Seal

I, Lynn Smith, County Clerk of Ellis County Oklahoma, do hereby certify that the above is a true, correct and complete list of the valuations of Ellis County Oklahoma as certified by the Ellis County Assessor's office.

*Lynn Smith*

Lynn Smith  
 County Clerk  
 Ellis County




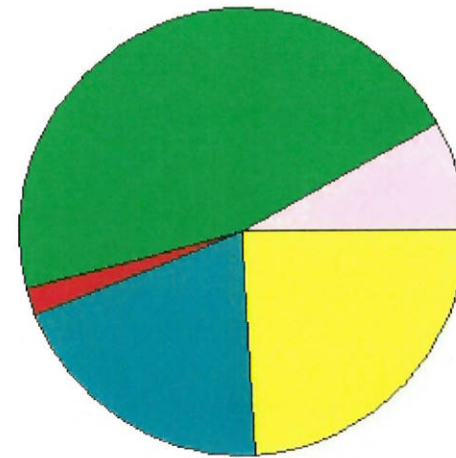
Seal

Excise Board:

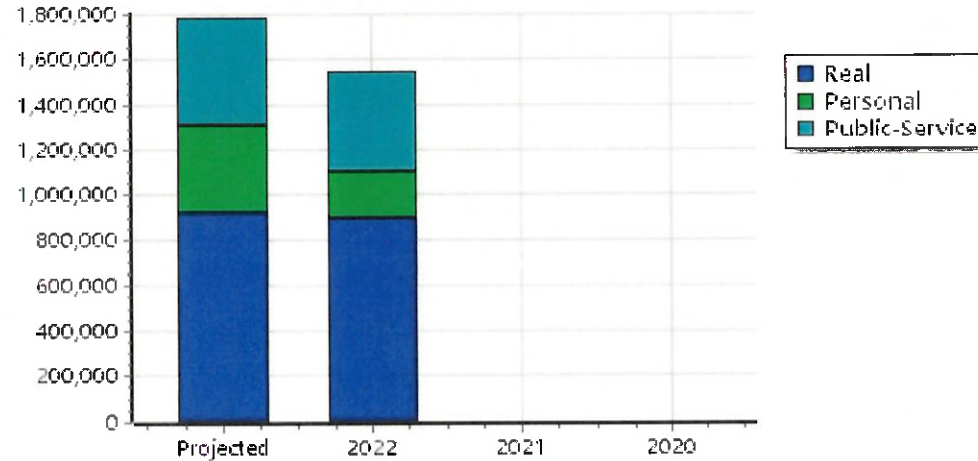
*Larry Fagala*    *Earl Schenckel*    *Drew Felker*

7/28/2023  
Date

Real	Count	Value
Agricultural	27	18,536
Commercial	35	134,375
Residential	176	873,263
<b>Total Real Value</b>	<b>238</b>	<b>1,026,174</b>
Homestead	57	63,000
Veteran	3	45,505
Other	0	0
<b>Total Exempt</b>	<b>67</b>	<b>108,505</b>
<b>TIF Increment Value</b>		
<b>Net Assessed</b>		<b>917,669</b>
<b>Net Assessed Under Protest</b>		
Senior Freeze	10	38,718
Capped Parcels	123	197,931



Personal	Count	Value
Agricultural	7	6,845
Commercial	17	361,977
Mobile Home	6	23,714
<b>Total Personal</b>	<b>30</b>	<b>392,536</b>
<b>Total Exempt</b>	<b>0</b>	<b>0</b>
<b>TIF Increment Value</b>		
<b>Net Assessed</b>		<b>392,536</b>
<b>Net Assessed Under Protest</b>		
<b>Public Service</b>		
<b>Total PS Value</b>	<b>5</b>	<b>471,868</b>
<b>TIF Increment Value</b>		
<b>Net Assessed</b>		<b>471,868</b>



District Totals	
Total Gross Value	1,890,578
Homestead Loss	63,000
Other Exemption Loss	45,505
<b>TIF Increment Value</b>	
<b>Retained TIF Value</b>	
<b>Net Assessed Value</b>	<b>1,782,073</b>
<b>Net Assessed Under Protest</b>	

\* Public Service Protests Values are not included on this report.

Real	Count	Value
Agricultural	3	3,270
Commercial	74	476,102
Residential	364	2,098,336
<b>Total Real Value</b>	<b>441</b>	<b>2,577,708</b>
Homestead	128	136,671
Veteran	2	22,222
Other	0	0
<b>Total Exempt</b>	<b>140</b>	<b>158,893</b>

**TIF Increment Value**

**Net Assessed 2,418,815**

**Net Assessed Under Protest**

Senior Freeze	13	66,769
Capped Parcels	317	1,122,305

Personal	Count	Value
Agricultural	20	42,305
Commercial	50	193,351
Mobile Home	5	31,945
<b>Total Personal</b>	<b>75</b>	<b>267,601</b>
<b>Total Exempt</b>	<b>1</b>	<b>200</b>

**TIF Increment Value**

**Net Assessed 267,401**

**Net Assessed Under Protest**

Public Service	Count	Value
<b>Total PS Value</b>	<b>5</b>	<b>327,156</b>

**TIF Increment Value**

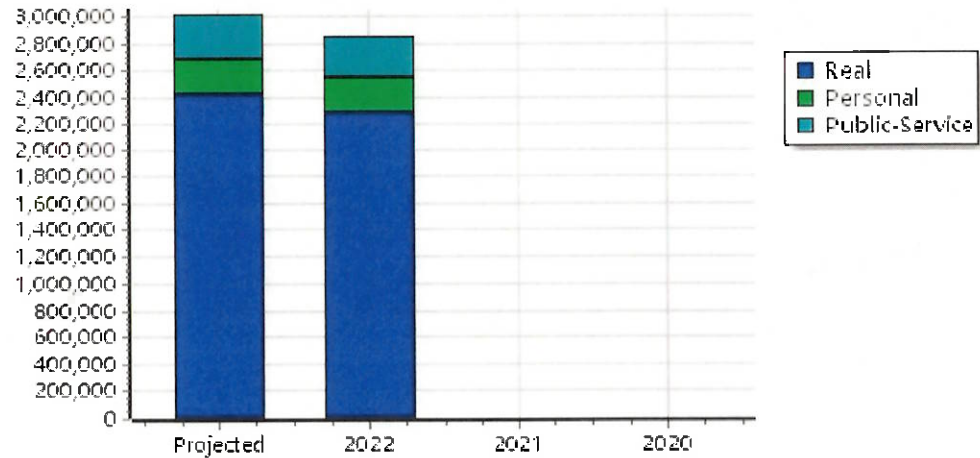
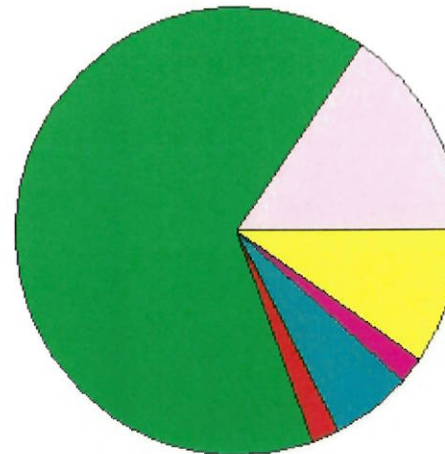
**Net Assessed 327,156**

**District Totals**

Total Gross Value	3,172,465
Homestead Loss	136,671
Other Exemption Loss	22,422
<b>TIF Increment Value</b>	
<b>Retained TIF Value</b>	
<b>Net Assessed Value</b>	<b>3,013,372</b>

**Net Assessed Under Protest**

\* Public Service Protests Values are not included on this report.



Real	Count	Value
Agricultural	21	15,225
Commercial	41	159,381
Residential	339	1,210,755
<b>Total Real Value</b>	<b>401</b>	<b>1,385,361</b>
Homestead	98	110,760
Veteran	3	27,170
Other	0	0
<b>Total Exempt</b>	<b>118</b>	<b>137,930</b>

**TIF Increment Value**

**Net Assessed 1,247,431**

**Net Assessed Under Protest**

Senior Freeze	17	24,392
Capped Parcels	98	184,508

Personal	Count	Value
Agricultural	2	561
Commercial	18	16,030
Mobile Home	7	11,911
<b>Total Personal</b>	<b>27</b>	<b>28,502</b>
<b>Total Exempt</b>	<b>0</b>	<b>0</b>

**TIF Increment Value**

**Net Assessed 28,502**

**Net Assessed Under Protest**

Public Service	Count	Value
<b>Total PS Value</b>	<b>1</b>	<b>6,782</b>

**TIF Increment Value**

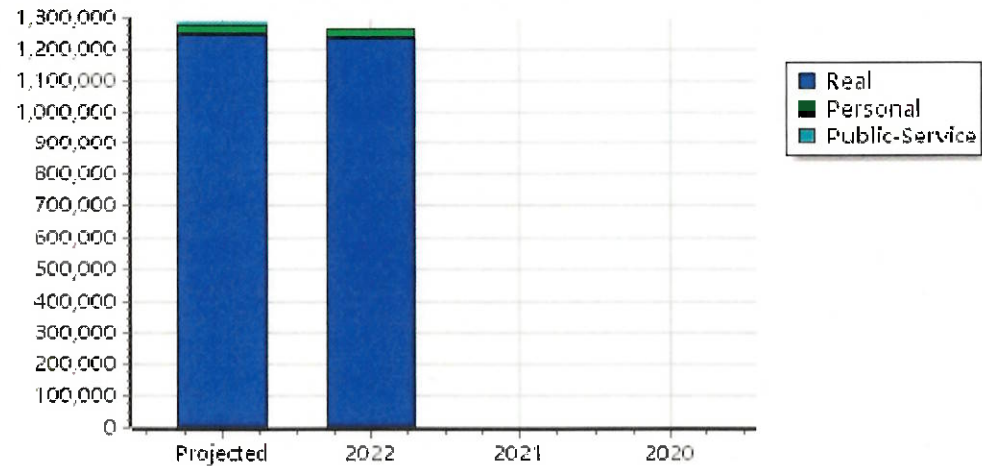
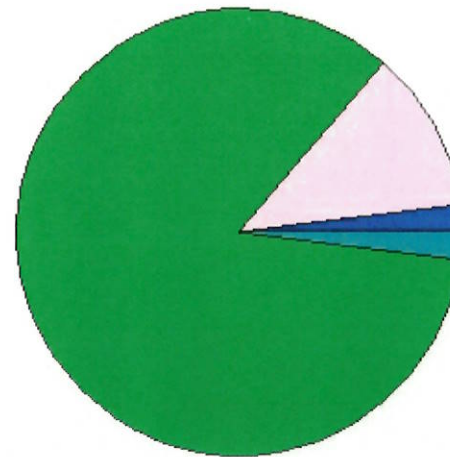
**Net Assessed 6,782**

**District Totals**

Total Gross Value	1,420,645
Homestead Loss	110,760
Other Exemption Loss	27,170
<b>TIF Increment Value</b>	
<b>Retained TIF Value</b>	
<b>Net Assessed Value</b>	<b>1,282,715</b>

**Net Assessed Under Protest**

\* Public Service Protests Values are not included on this report.



Real	Count	Value
Agricultural	19	30,460
Commercial	158	2,240,626
Residential	864	5,793,549
<b>Total Real Value</b>	<b>1,041</b>	<b>8,064,635</b>
Homestead	273	288,906
Veteran	7	72,399
Other	0	0
<b>Total Exempt</b>	<b>300</b>	<b>361,305</b>

**TIF Increment Value**

**Net Assessed** 7,703,330

**Net Assessed Under Protest**

Senior Freeze	37	133,366
Capped Parcels	703	2,675,873

Personal	Count	Value
Agricultural	26	354,989
Commercial	98	566,699
Mobile Home	4	10,066
<b>Total Personal</b>	<b>128</b>	<b>931,754</b>
<b>Total Exempt</b>	<b>0</b>	<b>0</b>

**TIF Increment Value**

**Net Assessed** 931,754

**Net Assessed Under Protest**

Public Service	Count	Value
<b>Total PS Value</b>	<b>6</b>	<b>753,628</b>

**TIF Increment Value**

**Net Assessed** 753,628

**District Totals**

Total Gross Value	9,750,017
Homestead Loss	288,906
Other Exemption Loss	72,399

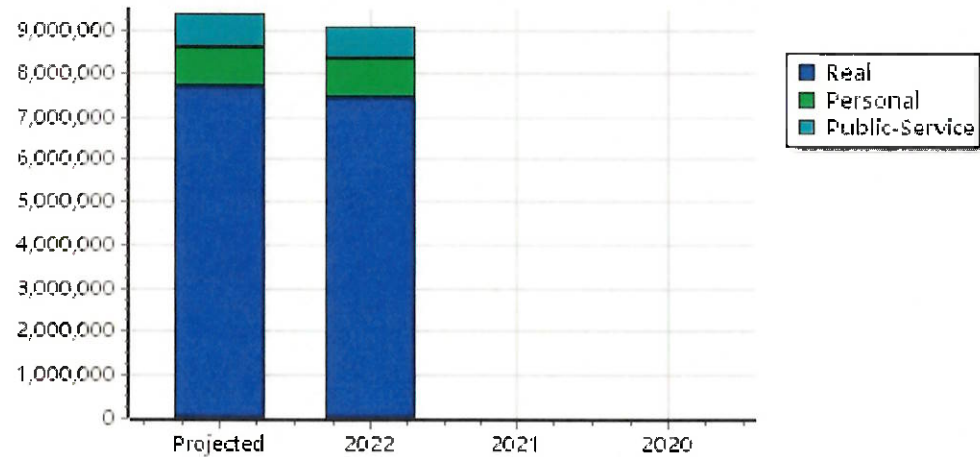
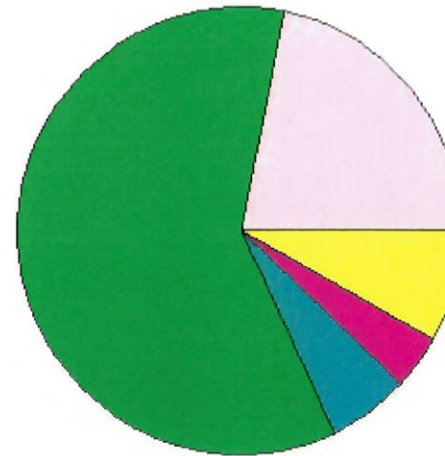
**TIF Increment Value**

**Retained TIF Value**

**Net Assessed Value** 9,388,712

**Net Assessed Under Protest**

\* Public Service Protests Values are not included on this report.





Real	Count	Value
Agricultural	5,388	16,689,509
Commercial	388	5,510,342
Residential	2,118	13,797,463
<b>Total Real Value</b>	<b>7,894</b>	<b>35,997,314</b>
Homestead	942	991,871
Veteran	23	337,728
Other	0	0
<b>Total Exempt</b>	<b>1,030</b>	<b>1,329,599</b>

**TIF Increment Value**

<b>Net Assessed</b>		<b>34,667,715</b>
<b>Net Assessed Under Protest</b>	<b>0</b>	<b>0</b>
Senior Freeze	100	369,694
Capped Parcels	2,238	6,725,210

Personal	Count	Value
Agricultural	545	3,268,250
Commercial	393	113,132,486
Mobile Home	47	189,088
<b>Total Personal</b>	<b>985</b>	<b>116,589,824</b>
<b>Total Exempt</b>	<b>7</b>	<b>1,150,335</b>

**TIF Increment Value**

<b>Net Assessed</b>		<b>115,439,489</b>
<b>Net Assessed Under Protest</b>	<b>11</b>	<b>24,057,278</b>

Public Service	Count	Value
<b>Total PS Value</b>	<b>71</b>	<b>21,415,946</b>

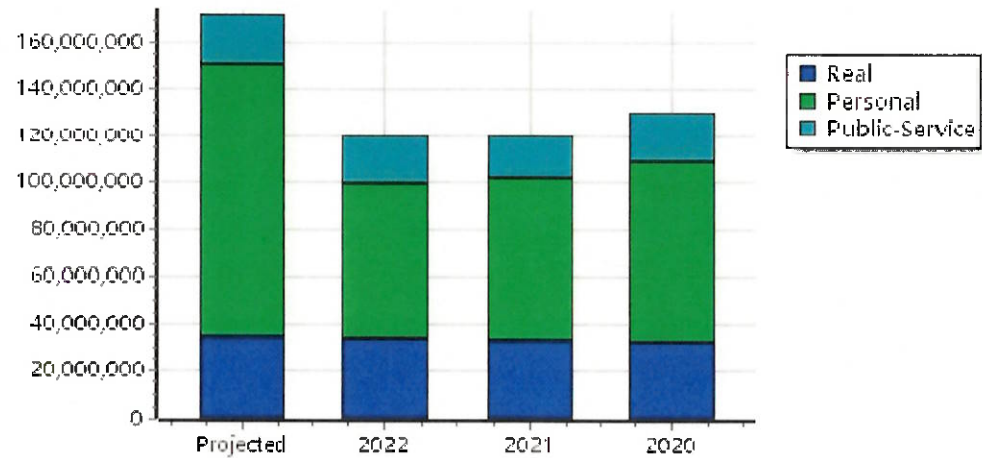
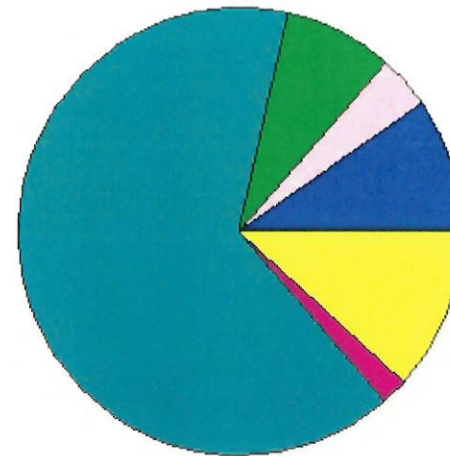
**TIF Increment Value**

<b>Net Assessed</b>		<b>21,415,946</b>
---------------------	--	-------------------

**District Totals**

Total Gross Value	174,003,084
Homestead Loss	991,871
Other Exemption Loss	1,488,063
<b>TIF Increment Value</b>	
<b>Retained TIF Value</b>	
<b>Net Assessed Value</b>	<b>171,523,150</b>
<b>Net Assessed Under Protest</b>	<b>24,057,278</b>

\* Public Service Protests Values are not included on this report.



Real	Count	Value
Agricultural	5,388	16,689,509
Commercial	388	5,510,342
Residential	2,118	13,797,463
<b>Total Real Value</b>	<b>7,894</b>	<b>35,997,314</b>
Homestead	942	991,871
Veteran	23	337,728
Other	0	0
<b>Total Exempt</b>	<b>1,030</b>	<b>1,329,599</b>

**TIF Increment Value**

<b>Net Assessed</b>		<b>34,667,715</b>
<b>Net Assessed Under Protest</b>	<b>0</b>	<b>0</b>
Senior Freeze	100	369,694
Capped Parcels	2,238	6,725,210

Personal	Count	Value
Agricultural	545	3,268,250
Commercial	393	113,132,486
Mobile Home	47	189,088
<b>Total Personal</b>	<b>985</b>	<b>116,589,824</b>
<b>Total Exempt</b>	<b>7</b>	<b>1,150,335</b>

**TIF Increment Value**

<b>Net Assessed</b>		<b>115,439,489</b>
<b>Net Assessed Under Protest</b>	<b>11</b>	<b>24,057,278</b>

Public Service	Count	Value
<b>Total PS Value</b>	<b>71</b>	<b>21,415,946</b>

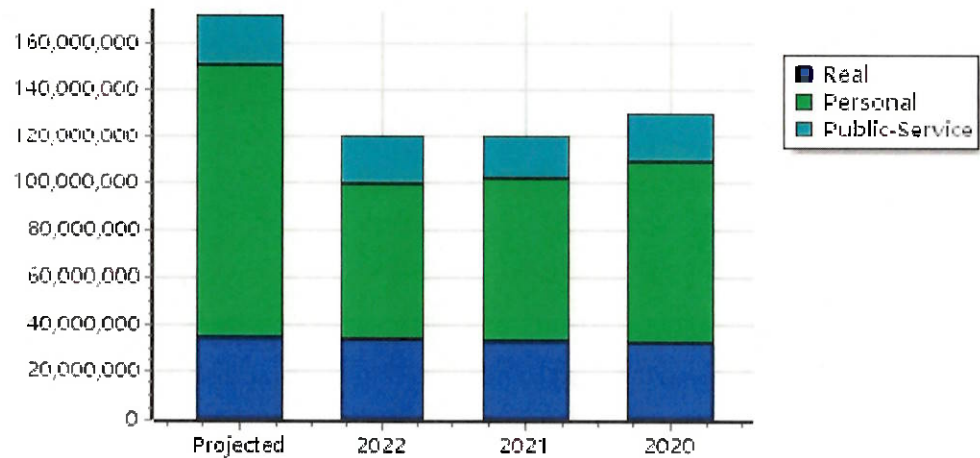
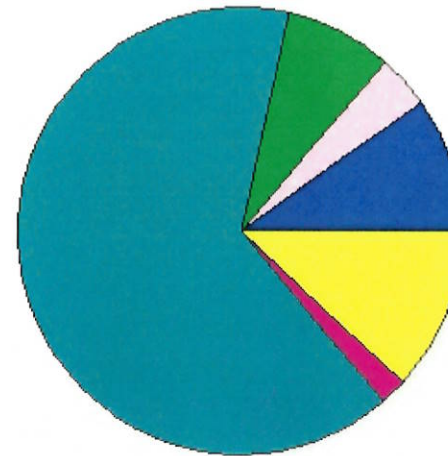
**TIF Increment Value**

<b>Net Assessed</b>		<b>21,415,946</b>
---------------------	--	-------------------

**District Totals**

Total Gross Value	174,003,084
Homestead Loss	991,871
Other Exemption Loss	1,488,063
<b>TIF Increment Value</b>	
<b>Retained TIF Value</b>	
<b>Net Assessed Value</b>	<b>171,523,150</b>
<b>Net Assessed Under Protest</b>	<b>24,057,278</b>

\* Public Service Protests Values are not included on this report.





Real	Count	Value
Agricultural	1,159	4,003,717
Commercial	89	509,255
Residential	645	3,387,740
<b>Total Real Value</b>	<b>1,893</b>	<b>7,900,712</b>
Homestead	290	309,426
Veteran	8	101,013
Other	0	0
<b>Total Exempt</b>	<b>324</b>	<b>410,439</b>

**TIF Increment Value**

<b>Net Assessed</b>		<b>7,490,273</b>
<b>Net Assessed Under Protest</b>	<b>0</b>	<b>0</b>
Senior Freeze	35	92,207
Capped Parcels	394	682,243

Personal	Count	Value
Agricultural	159	771,116
Commercial	78	44,486,676
Mobile Home	27	110,919
<b>Total Personal</b>	<b>264</b>	<b>45,368,711</b>
<b>Total Exempt</b>	<b>1</b>	<b>200</b>

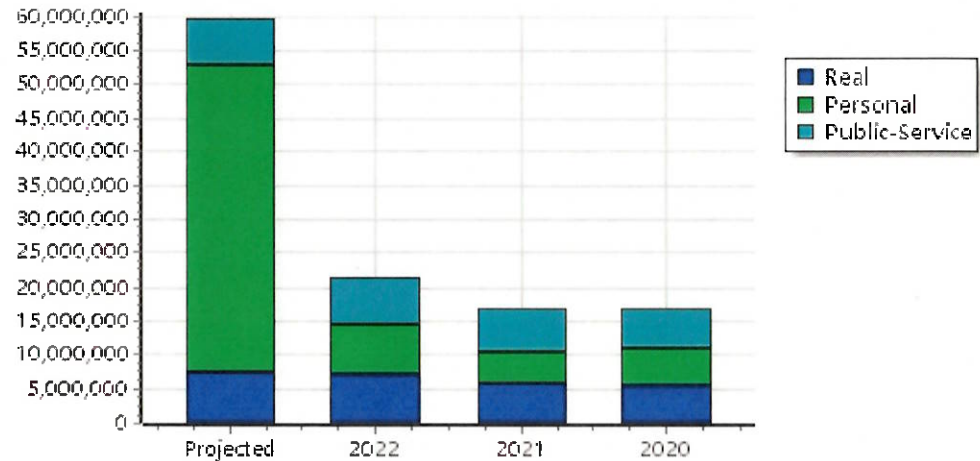
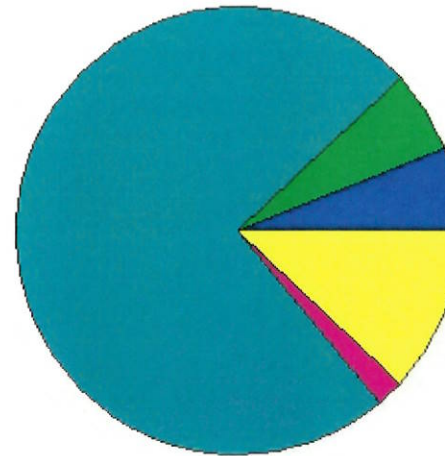
**TIF Increment Value**

<b>Net Assessed</b>		<b>45,368,511</b>
<b>Net Assessed Under Protest</b>	<b>1</b>	<b>2,331,526</b>

Public Service	Count	Value
<b>Total PS Value</b>	<b>21</b>	<b>6,801,579</b>
<b>TIF Increment Value</b>		
<b>Net Assessed</b>		<b>6,801,579</b>

District Totals	
Total Gross Value	60,071,002
Homestead Loss	309,426
Other Exemption Loss	101,213
<b>TIF Increment Value</b>	
<b>Retained TIF Value</b>	
<b>Net Assessed Value</b>	<b>59,660,363</b>
<b>Net Assessed Under Protest</b>	<b>2,331,526</b>

\* Public Service Protests Values are not included on this report.



Real	Count	Value
Agricultural	2,218	5,829,628
Commercial	94	727,072
Residential	468	3,122,845
<b>Total Real Value</b>	<b>2,780</b>	<b>9,679,545</b>
Homestead	234	242,339
Veteran	5	57,342
Other	0	0
<b>Total Exempt</b>	<b>251</b>	<b>299,681</b>

**TIF Increment Value**

<b>Net Assessed</b>		<b>9,379,864</b>
<b>Net Assessed Under Protest</b>	<b>0</b>	<b>0</b>
Senior Freeze	18	101,320
Capped Parcels	730	2,108,407

Personal	Count	Value
Agricultural	174	1,055,695
Commercial	114	45,634,913
Mobile Home	7	45,294
<b>Total Personal</b>	<b>295</b>	<b>46,735,902</b>
<b>Total Exempt</b>	<b>2</b>	<b>320</b>

**TIF Increment Value**

<b>Net Assessed</b>		<b>46,735,582</b>
<b>Net Assessed Under Protest</b>	<b>3</b>	<b>16,940,530</b>

Public Service	Count	Value
<b>Total PS Value</b>	<b>19</b>	<b>5,644,660</b>

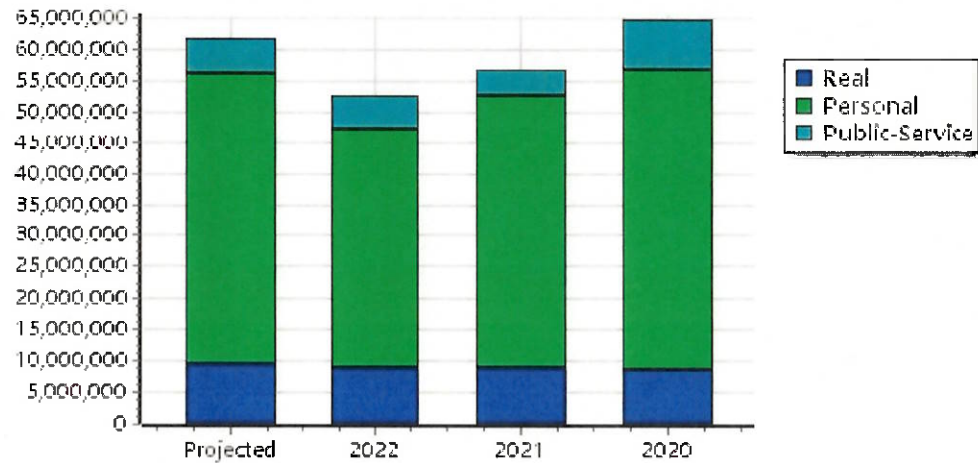
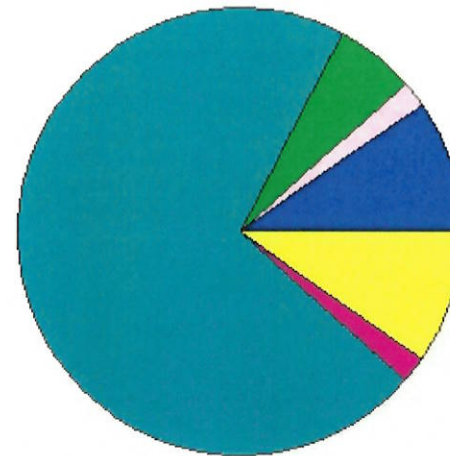
**TIF Increment Value**

<b>Net Assessed</b>		<b>5,644,660</b>
---------------------	--	------------------

**District Totals**

Total Gross Value	62,060,107
Homestead Loss	242,339
Other Exemption Loss	57,662
<b>TIF Increment Value</b>	
<b>Retained TIF Value</b>	
<b>Net Assessed Value</b>	<b>61,760,106</b>
<b>Net Assessed Under Protest</b>	<b>16,940,530</b>

\* Public Service Protests Values are not included on this report.



Real	Count	Value
Agricultural	1,292	4,559,001
Commercial	200	3,980,526
Residential	980	6,984,132
<b>Total Real Value</b>	<b>2,472</b>	<b>15,523,659</b>
Homestead	375	397,106
Veteran	9	134,127
Other	0	0
<b>Total Exempt</b>	<b>411</b>	<b>531,233</b>

**TIF Increment Value**

<b>Net Assessed</b>		<b>14,992,426</b>
<b>Net Assessed Under Protest</b>	<b>0</b>	<b>0</b>
Senior Freeze	47	176,167
Capped Parcels	1,027	3,673,479

Personal	Count	Value
Agricultural	145	924,330
Commercial	162	13,766,581
Mobile Home	9	19,847
<b>Total Personal</b>	<b>316</b>	<b>14,710,758</b>
<b>Total Exempt</b>	<b>4</b>	<b>1,149,815</b>

**TIF Increment Value**

<b>Net Assessed</b>		<b>13,560,943</b>
<b>Net Assessed Under Protest</b>	<b>2</b>	<b>862,378</b>

Public Service	Count	Value
<b>Total PS Value</b>	<b>19</b>	<b>7,788,454</b>

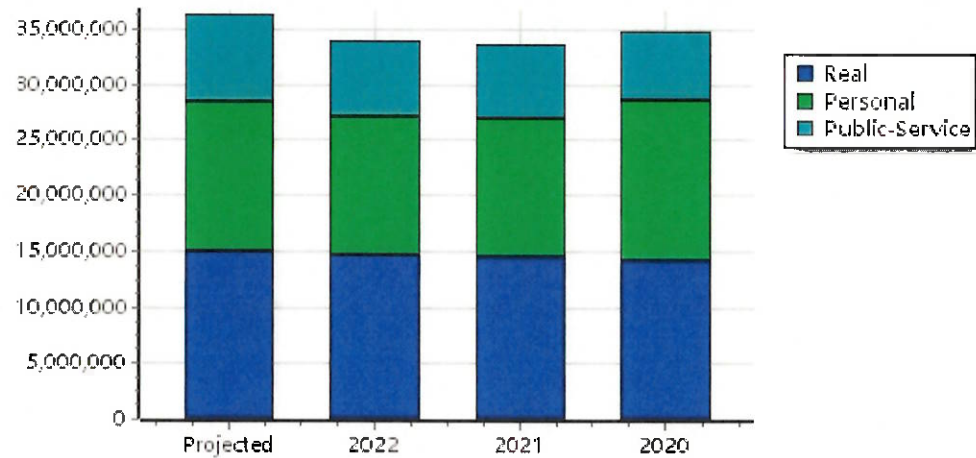
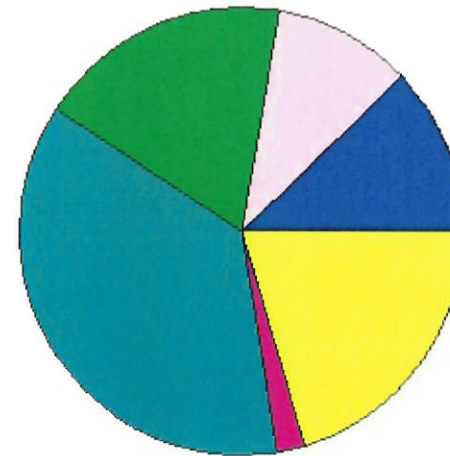
**TIF Increment Value**

<b>Net Assessed</b>		<b>7,788,454</b>
---------------------	--	------------------

**District Totals**

Total Gross Value	38,022,871
Homestead Loss	397,106
Other Exemption Loss	1,283,942
<b>TIF Increment Value</b>	
<b>Retained TIF Value</b>	
<b>Net Assessed Value</b>	<b>36,341,823</b>
<b>Net Assessed Under Protest</b>	<b>862,378</b>

\* Public Service Protests Values are not included on this report.



Real	Count	Value
Agricultural	239	697,704
Commercial	5	293,489
Residential	5	64,721
<b>Total Real Value</b>	<b>249</b>	<b>1,055,914</b>
Homestead	12	12,000
Veteran	0	0
Other	0	0
<b>Total Exempt</b>	<b>12</b>	<b>12,000</b>

**TIF Increment Value**

<b>Net Assessed</b>	<b>1,043,914</b>
<b>Net Assessed Under Protest</b>	<b>0</b>
Senior Freeze	0
Capped Parcels	17

Personal	Count	Value
Agricultural	21	360,668
Commercial	19	3,558,130
Mobile Home	0	0
<b>Total Personal</b>	<b>40</b>	<b>3,918,798</b>
<b>Total Exempt</b>	<b>0</b>	<b>0</b>

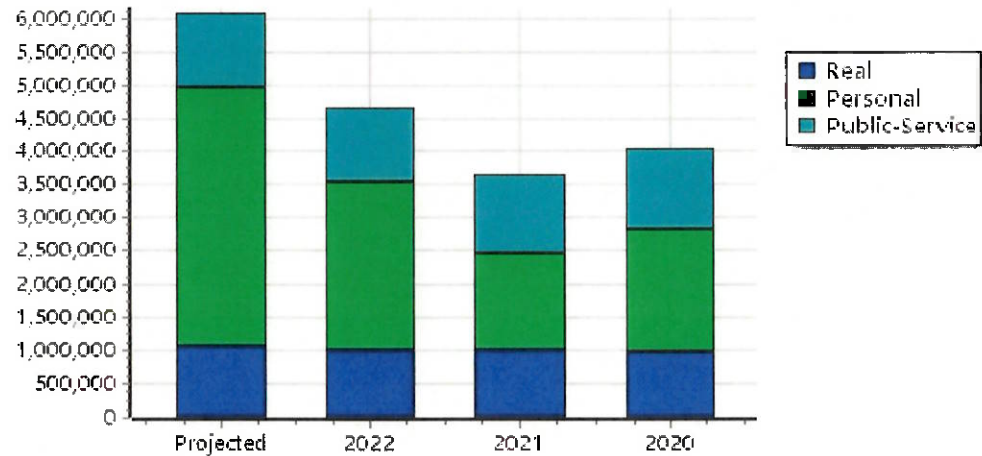
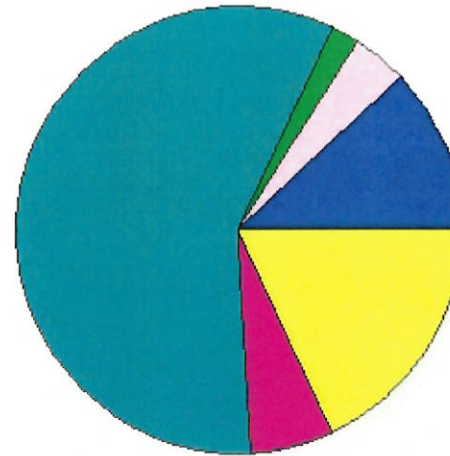
**TIF Increment Value**

<b>Net Assessed</b>	<b>3,918,798</b>
<b>Net Assessed Under Protest</b>	<b>2</b>
	<b>507,125</b>

Public Service	Count	Value
<b>Total PS Value</b>	<b>4</b>	<b>1,123,786</b>
<b>TIF Increment Value</b>		
<b>Net Assessed</b>		<b>1,123,786</b>

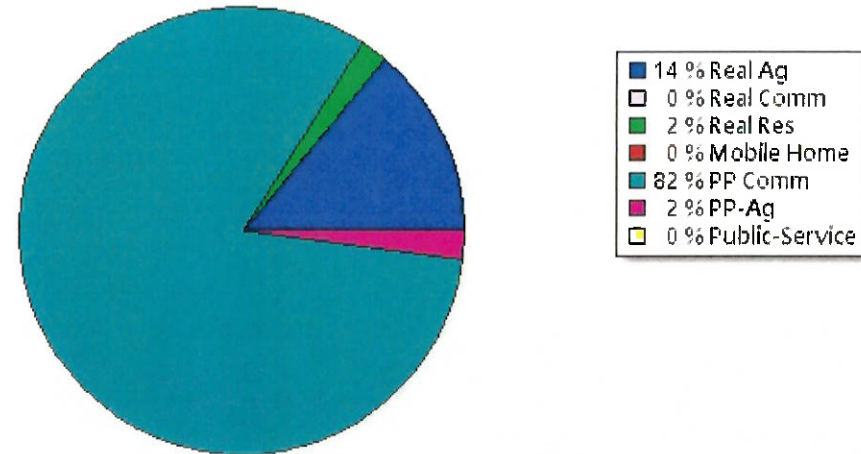
District Totals	
Total Gross Value	6,098,498
Homestead Loss	12,000
Other Exemption Loss	0
<b>TIF Increment Value</b>	
<b>Retained TIF Value</b>	
<b>Net Assessed Value</b>	<b>6,086,498</b>
<b>Net Assessed Under Protest</b>	<b>507,125</b>

\* Public Service Protests Values are not included on this report.

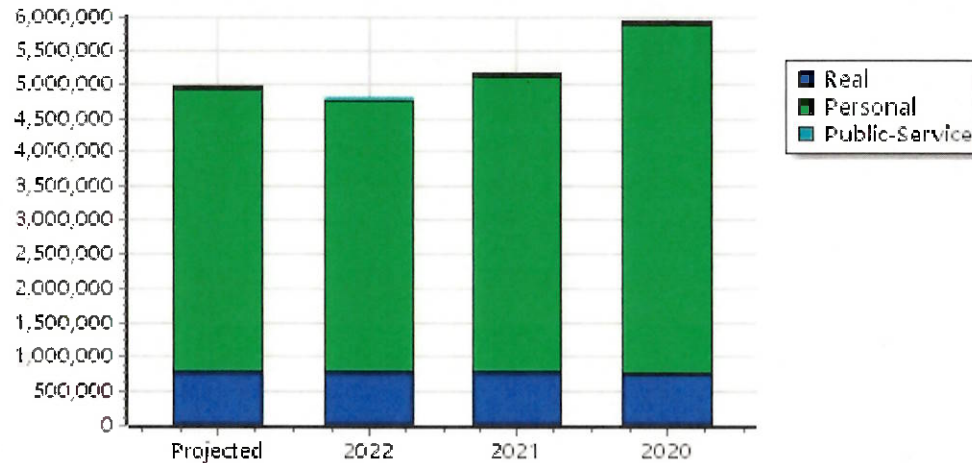




Real	Count	Value
Agricultural	234	691,728
Commercial	0	0
Residential	7	89,559
<b>Total Real Value</b>	<b>241</b>	<b>781,287</b>
Homestead	13	13,000
Veteran	0	0
Other	0	0
<b>Total Exempt</b>	<b>13</b>	<b>13,000</b>
<b>TIF Increment Value</b>		
<b>Net Assessed</b>		<b>768,287</b>
<b>Net Assessed Under Protest</b>	<b>0</b>	<b>0</b>
Senior Freeze	0	0
Capped Parcels	26	75,927



Personal	Count	Value
Agricultural	21	79,061
Commercial	10	4,086,631
Mobile Home	2	2,050
<b>Total Personal</b>	<b>33</b>	<b>4,167,742</b>
<b>Total Exempt</b>	<b>0</b>	<b>0</b>
<b>TIF Increment Value</b>		
<b>Net Assessed</b>		<b>4,167,742</b>
<b>Net Assessed Under Protest</b>	<b>2</b>	<b>2,648,364</b>
<b>Public Service</b>		
<b>Total PS Value</b>	<b>5</b>	<b>36,377</b>
<b>TIF Increment Value</b>		
<b>Net Assessed</b>		<b>36,377</b>

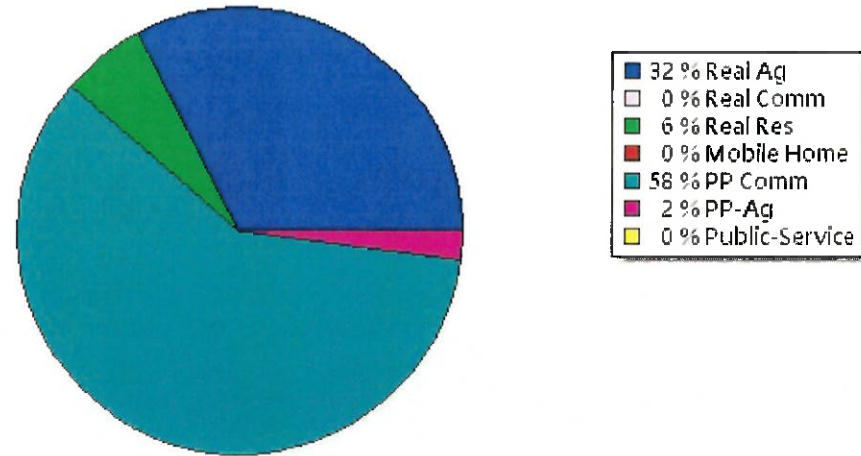


<b>District Totals</b>	
Total Gross Value	4,985,406
Homestead Loss	13,000
Other Exemption Loss	0
<b>TIF Increment Value</b>	
<b>Retained TIF Value</b>	
<b>Net Assessed Value</b>	<b>4,972,406</b>
<b>Net Assessed Under Protest</b>	<b>2,648,364</b>

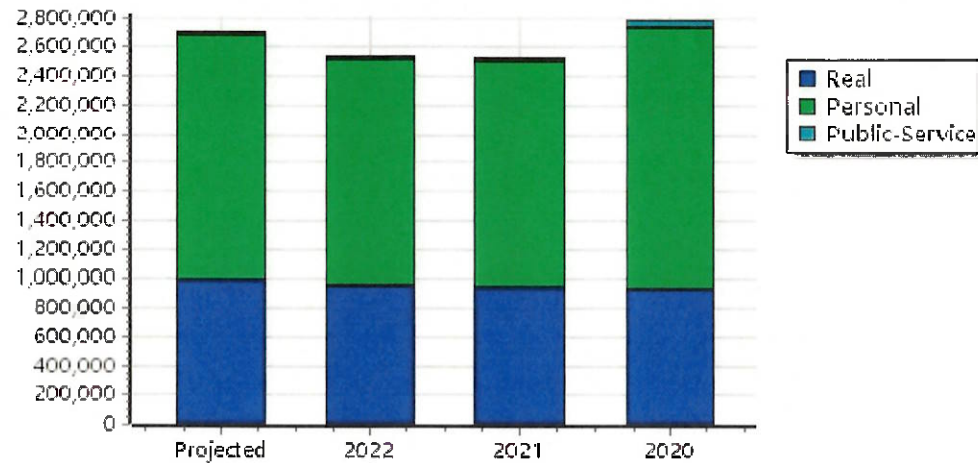
\* Public Service Protests Values are not included on this report.



Real	Count	Value
Agricultural	246	907,731
Commercial	0	0
Residential	13	148,466
<b>Total Real Value</b>	<b>259</b>	<b>1,056,197</b>
Homestead	18	18,000
Veteran	1	45,246
Other	0	0
<b>Total Exempt</b>	<b>19</b>	<b>63,246</b>
<b>TIF Increment Value</b>		
<b>Net Assessed</b>		<b>992,951</b>
<b>Net Assessed Under Protest</b>	<b>0</b>	<b>0</b>
Senior Freeze	0	0
Capped Parcels	44	134,264



Personal	Count	Value
Agricultural	25	77,380
Commercial	10	1,599,555
Mobile Home	2	10,978
<b>Total Personal</b>	<b>37</b>	<b>1,687,913</b>
<b>Total Exempt</b>	<b>0</b>	<b>0</b>
<b>TIF Increment Value</b>		
<b>Net Assessed</b>		<b>1,687,913</b>
<b>Net Assessed Under Protest</b>	<b>1</b>	<b>767,355</b>
<b>Public Service</b>		
<b>Total PS Value</b>	<b>3</b>	<b>21,090</b>
<b>TIF Increment Value</b>		
<b>Net Assessed</b>		<b>21,090</b>



<b>District Totals</b>	
Total Gross Value	2,765,200
Homestead Loss	18,000
Other Exemption Loss	45,246
<b>TIF Increment Value</b>	
<b>Retained TIF Value</b>	
<b>Net Assessed Value</b>	<b>2,701,954</b>
<b>Net Assessed Under Protest</b>	<b>767,355</b>

\* Public Service Protests Values are not included on this report.

Real	Count	Value
Agricultural	1,405	4,911,448
Commercial	89	509,255
Residential	658	3,536,206
<b>Total Real Value</b>	<b>2,152</b>	<b>8,956,909</b>
Homestead	308	327,426
Veteran	9	146,259
Other	0	0
<b>Total Exempt</b>	<b>343</b>	<b>473,685</b>

**TIF Increment Value**

<b>Net Assessed</b>		<b>8,483,224</b>
<b>Net Assessed Under Protest</b>	<b>0</b>	<b>0</b>
Senior Freeze	35	92,207
Capped Parcels	438	816,507

Personal	Count	Value
Agricultural	184	848,496
Commercial	88	46,086,231
Mobile Home	29	121,897
<b>Total Personal</b>	<b>301</b>	<b>47,056,624</b>
<b>Total Exempt</b>	<b>1</b>	<b>200</b>

**TIF Increment Value**

<b>Net Assessed</b>		<b>47,056,424</b>
<b>Net Assessed Under Protest</b>	<b>2</b>	<b>3,098,881</b>

Public Service	Count	Value
<b>Total PS Value</b>	<b>24</b>	<b>6,822,669</b>

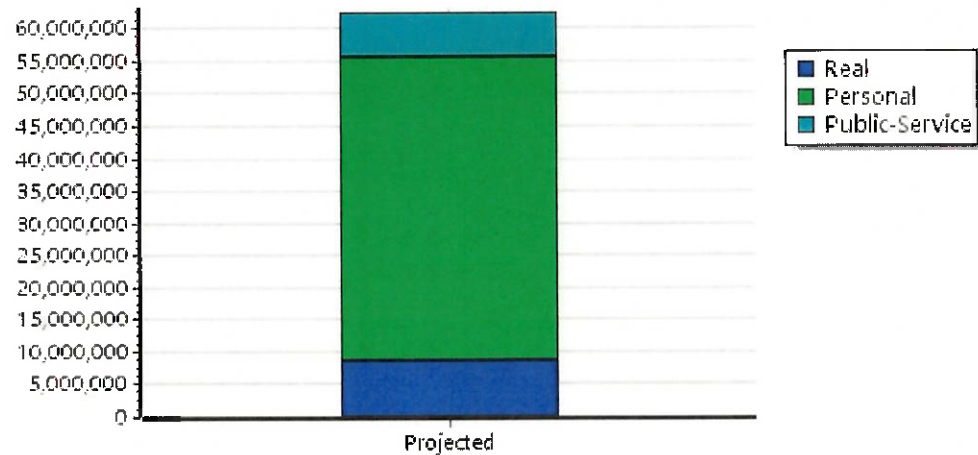
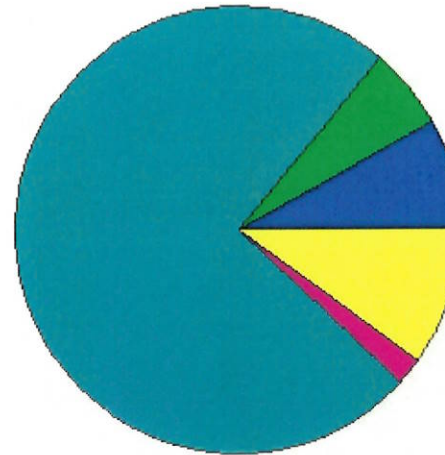
**TIF Increment Value**

<b>Net Assessed</b>		<b>6,822,669</b>
---------------------	--	------------------

**District Totals**

Total Gross Value	62,836,202
Homestead Loss	327,426
Other Exemption Loss	146,459
<b>TIF Increment Value</b>	
<b>Retained TIF Value</b>	
<b>Net Assessed Value</b>	<b>62,362,317</b>
<b>Net Assessed Under Protest</b>	<b>3,098,881</b>

\* Public Service Protests Values are not included on this report.



Real	Count	Value
Agricultural	234	691,728
Commercial	0	0
Residential	7	89,559
<b>Total Real Value</b>	<b>241</b>	<b>781,287</b>
Homestead	13	13,000
Veteran	0	0
Other	0	0
<b>Total Exempt</b>	<b>13</b>	<b>13,000</b>

**TIF Increment Value**

<b>Net Assessed</b>	<b>768,287</b>
<b>Net Assessed Under Protest</b>	<b>0</b>
Senior Freeze	0
Capped Parcels	26

Personal	Count	Value
Agricultural	21	79,061
Commercial	10	4,086,631
Mobile Home	2	2,050
<b>Total Personal</b>	<b>33</b>	<b>4,167,742</b>
<b>Total Exempt</b>	<b>0</b>	<b>0</b>

**TIF Increment Value**

<b>Net Assessed</b>	<b>4,167,742</b>
<b>Net Assessed Under Protest</b>	<b>2</b>

Public Service	Count	Value
<b>Total PS Value</b>	<b>5</b>	<b>36,377</b>
<b>TIF Increment Value</b>		
<b>Net Assessed</b>		<b>36,377</b>

District Totals	
Total Gross Value	4,985,406
Homestead Loss	13,000
Other Exemption Loss	0
<b>TIF Increment Value</b>	
<b>Retained TIF Value</b>	
<b>Net Assessed Value</b>	<b>4,972,406</b>
<b>Net Assessed Under Protest</b>	<b>2,648,364</b>

\* Public Service Protests Values are not included on this report.

